

Това 😊 е **ЩАСТЛИВО**, а това ☹️ е **НЕЩАСТНО**.

Щастливо е **ПРОТИВОПОЛОЖНО** на нещастно.

Свържи всички противоположности.

**БЪРЗ**



**МОКЪР**



**СУХ**



**ТИХО**



**ШУМНО**





**БАВНА**



Във всеки ред огради противоположното

**ГОЛЯМА**



**пълна**




**ТОПЛО**








**ВЪТРЕ**





# Повече








На всеки ред огради тези, които са повече



По-малко



На всеки ред огради тези, които са по - малко.



За теб направи : твоята учителка Малина Гаджева

# По – голямо




На всеки ред огради по-голямото.



За теб направи : твоята учителка Малина Гаджева


# По – малко

На всеки ред огради по-малкото.








# ЧИФТ

Един и още един заедно правят


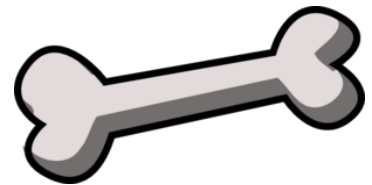





На всеки ред огради по две, за да направиш чифт.



Кое с кое си отива?

На всеки ред огради картинката, която е свързана с първата.

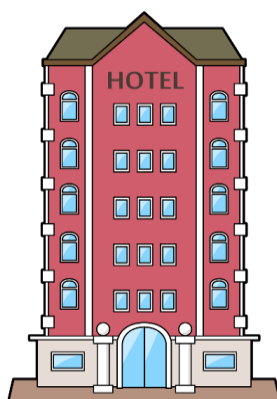





За теб направи : твоята учителка Малина Гаджева




# По – високо

На всеки ред огради по - високото.




За теб направи : твоята учителка Малина Гаджева



Равно

=



Свържи всяка цифра със същия броя предмети.

1

2

3

4

5




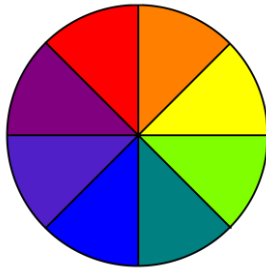

6

7

8

9

10



За теб направи : твоята учителка Малина Гаджева